

Scaled data based on original data using
LM-79-08 Approved Method: Electrical and Photometric Measurements of Solid-
State Lighting Products

Test Report Prepared for
Cooper Lighting Solutions
(formerly Eaton)

Brand: McGRAW-EDISON

Report Number: P300300

Luminaire Tested: **GLNA-AF-01-LED-E1-T4FT-7050**

Issue Date: 3/3/2020

Test Information

Test Method: LM-79-08
Report Number: P300300
TEST IS SCALED FROM IESNA LM-79-08 TEST DATA (P24295)
Test Lab: INNOVATION CENTER P2
Issue Date: 3/3/2020
Manufacturer: COOPER LIGHTING SOLUTIONS (FORMERLY EATON)
Product Line: MCGRAW-EDISON
Catalog Number: GLNA-AF-01-LED-E1-T4FT-7050
Description: GALLEONNAIRE AREA AND ROADWAY LUMINAIRE
(1) 70 CRI, 5000K CCT 1050mA LIGHTSQUARE WITH 16 LEDS EACH AND Type IV Forward Throw OPTICS
Light Source: -
Ballast/Driver: -

Summary

Lumens per Lamp: N/A
Luminaire Lumens: 6248.6 lumens
Efficiency: N/A
Efficacy: 105.9 lumens/watt
Luminous Opening: Rectangular (W 0.5' x L: 0.5' x H: 0')
IES Classification: Type IV - Short - Non-Cutoff
BUG Rating: B1 - U0 - G2

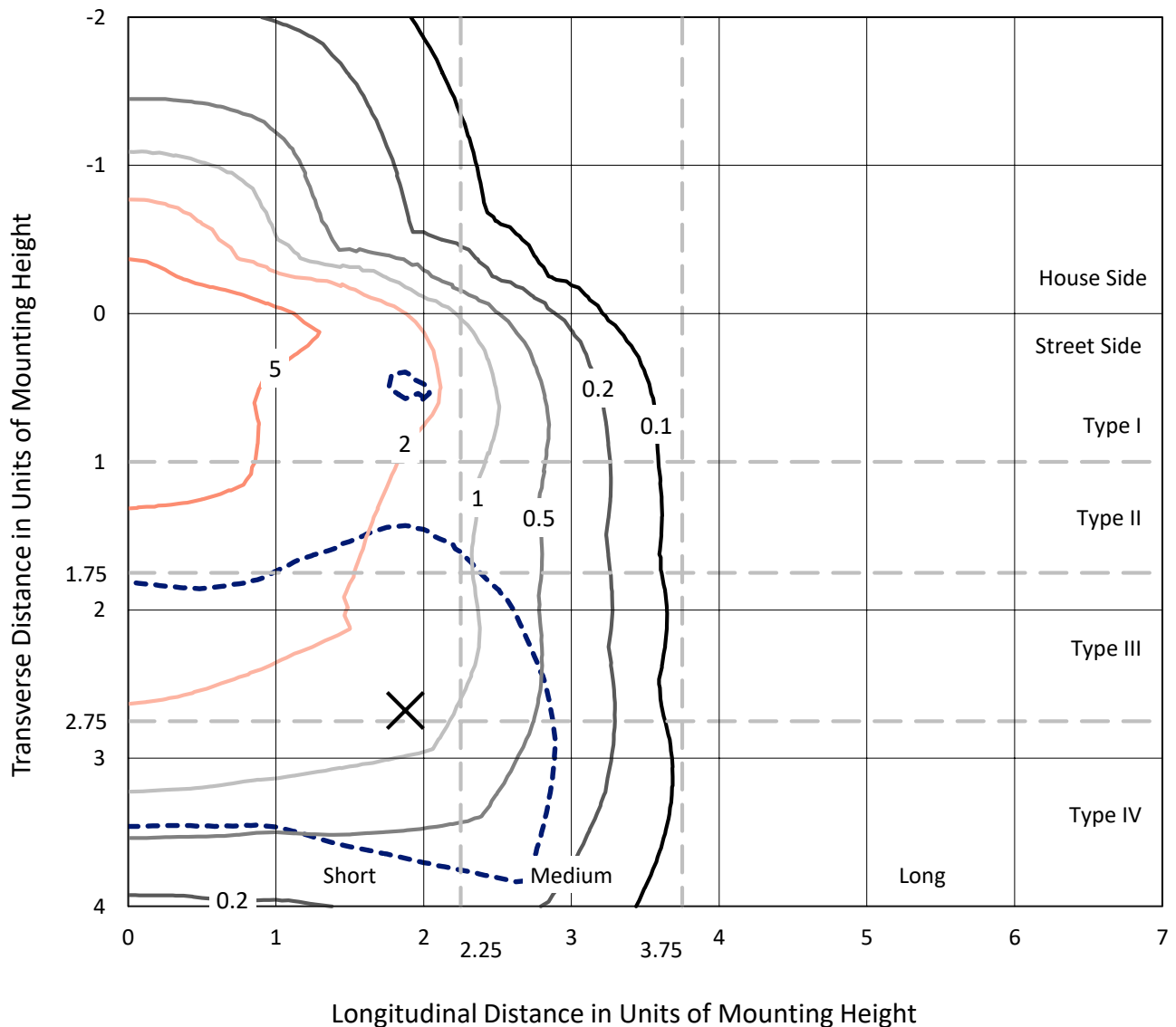
Input Watts (W): 59
Input Voltage (V): NR
Input Current (Ain): NR
Voltage Rise (V): NR
Power Factor: NR
Total Harmonic Distortion (THDi): NR
Frequency (hertz): 60
Stabilization Time: NR
Operation Time: NR
Ambient Temperature (°C): NR
Test Distance: 25 FT



REPORT NUMBER: P300300
 CATALOG NUMBER: GLNA-AF-01-LED-E1-T4FT-7050

Iso-Footcandle Lines of Horizontal Illumination

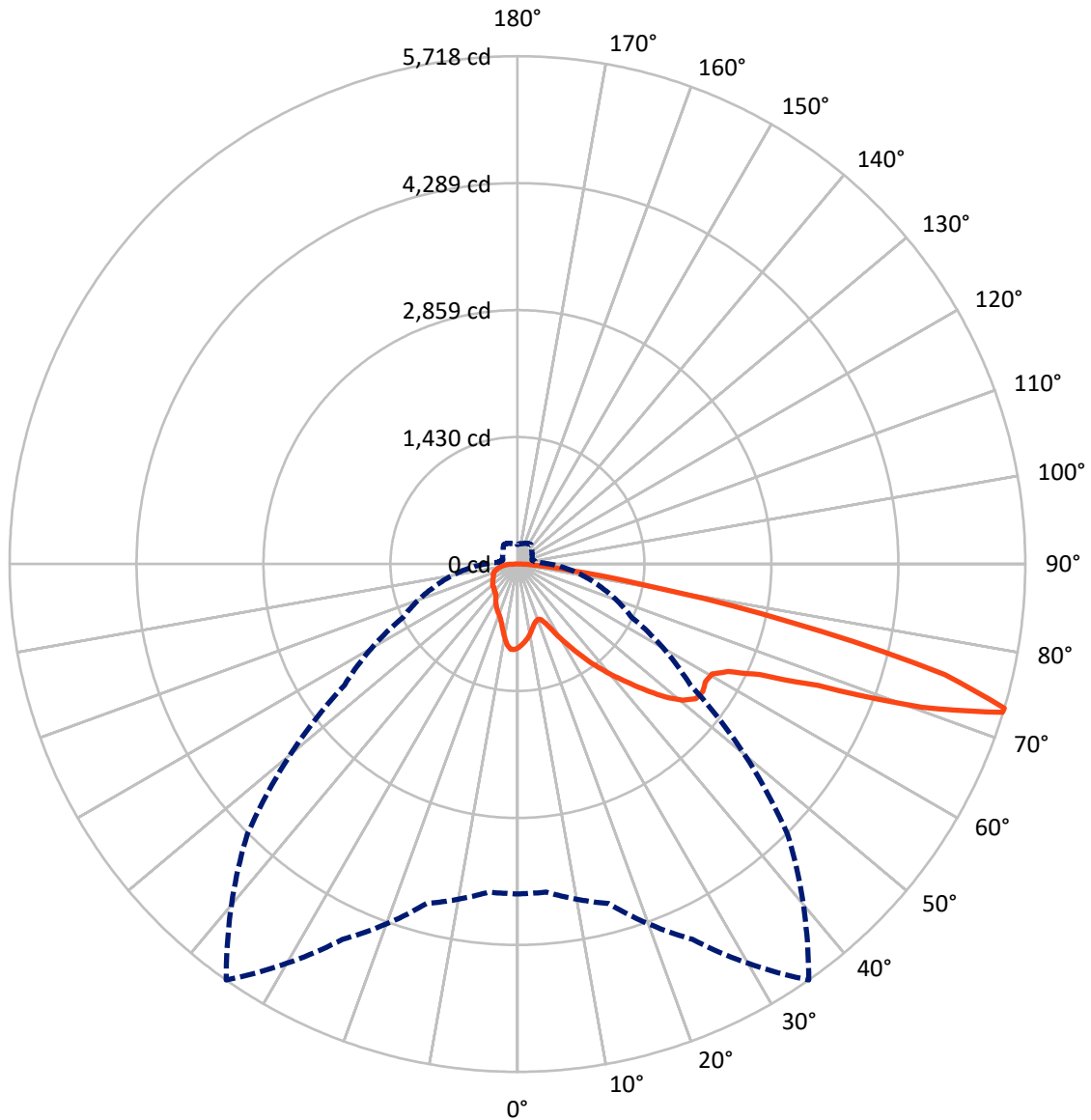
× Max cd
 - - - 1/2 Max cd



Based on 10 foot mounting height. Maximum calculated value = 9.4 fc
 Type IV - Short - Non-Cutoff

REPORT NUMBER: P300300
CATALOG NUMBER: GLNA-AF-01-LED-E1-T4FT-7050

Luminous Intensity Polar Plot



— Vertical Plane Through 35-Deg Lateral - - - Horizontal Cone Through 73-Deg Vertical

REPORT NUMBER: P300300

CATALOG NUMBER: GLNA-AF-01-LED-E1-T4FT-7050

FLUX DISTRIBUTION:

		Downward	Upward	Total
House Side	Lumens	1191.8	0.0	1191.8
	% Fixture	19.1	0.0	19.1
Street Side	Lumens	5056.8	0.0	5056.8
	% Fixture	80.9	0.0	80.9
Total	Lumens	6248.6	0.0	6248.6
	% Fixture	100.0	0.0	100.0

Coefficient of Utilization

ZONAL LUMENS:

Zone	Lumens	% Fixture
0°-10°	85.4	1.4
10°-20°	213.1	3.4
20°-30°	344.5	5.5
30°-40°	577.7	9.2
40°-50°	890.5	14.3
50°-60°	1194.6	19.1
60°-70°	1591.5	25.5
70°-80°	1213.8	19.4
80°-90°	137.6	2.2
90°-100°	0.0	0.0
100°-110°	0.0	0.0
110°-120°	0.0	0.0
120°-130°	0.0	0.0
130°-140°	0.0	0.0
140°-150°	0.0	0.0
150°-160°	0.0	0.0
160°-170°	0.0	0.0
170°-180°	0.0	0.0
0°-90°	6248.6	100.0
0°-180°	6248.6	100.0



REPORT NUMBER: P300300

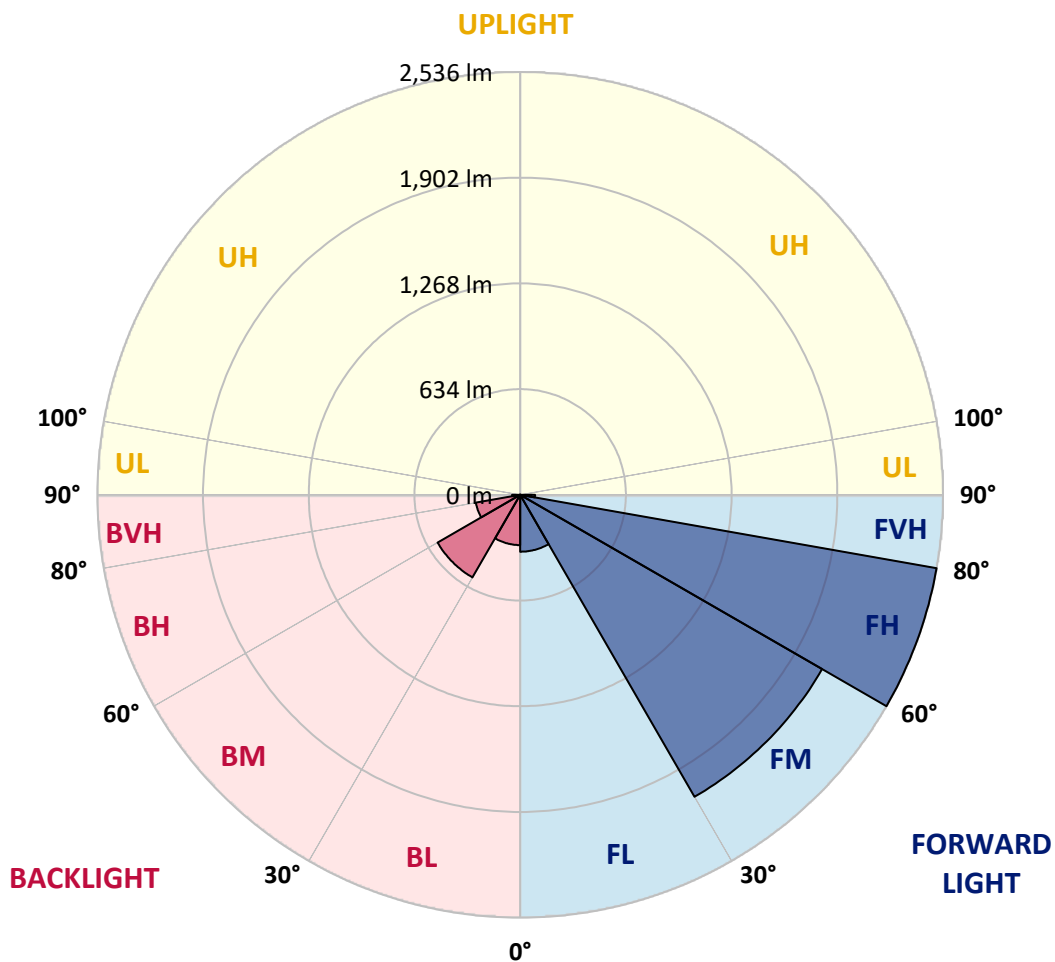
CATALOG NUMBER: GLNA-AF-01-LED-E1-T4FT-7050

LUMINAIRE CLASSIFICATION SYSTEM LUMEN TABLE AND BUG RATING:

Zone		Lumens	% Fixture	Zone Rating/Lumen Limit		
				B	U	G
FL	(0°-30°)	341.4	5.5			
FM	(30°-60°)	2090.8	33.5			
FH	(60°-80°)	2535.7	40.6			G2/5000
FVH	(80°-90°)	88.9	1.4			G1/100
BL	(0°-30°)	301.6	4.8	B1/500		
BM	(30°-60°)	571.9	9.2	B1/1000		
BH	(60°-80°)	269.6	4.3	B1/500		G1/500
BVH	(80°-90°)	48.6	0.8			G1/100
UL	(90°-100°)	0.0	0.0		U0/0	
UH	(100°-180°)	0.0	0.0		U0/0	

BUG Rating: B1-U0-G2

Type IV Short





REPORT NUMBER: P300300

CATALOG NUMBER: GLNA-AF-01-LED-E1-T4FT-7050

CANDELA DISTRIBUTION (FULL):

	0°	5°	15°	25°	35°	45°	55°	65°	75°	85°	90°
0°	943.1	943.1	943.1	943.1	943.1	943.1	943.1	943.1	943.1	943.1	943.1
2.5°	905.9	907.7	905.6	908.3	912.8	917.6	920.9	925.7	931.1	938.6	940.4
5°	863.3	866.0	866.0	870.8	879.5	887.3	894.5	902.3	913.7	926.6	931.7
7.5°	816.5	818.0	820.7	827.9	840.5	851.6	861.8	874.4	890.0	907.1	916.1
10°	760.1	762.2	766.4	776.6	793.7	809.0	823.7	841.1	860.9	882.2	893.6
12.5°	720.2	719.6	721.4	728.9	743.9	762.5	783.8	806.0	830.3	855.2	869.0
15°	706.7	703.4	696.5	694.7	702.8	721.4	746.0	773.3	802.4	832.4	849.5
17.5°	715.1	709.4	690.5	676.7	675.5	689.6	715.7	746.3	779.9	816.5	837.8
20°	767.9	754.4	707.9	675.8	664.6	671.5	694.4	726.8	766.4	815.0	842.3
22.5°	894.2	874.4	775.7	716.0	678.5	670.0	687.2	721.7	767.9	833.6	868.4
25°	1078.1	1049.9	892.1	816.2	738.8	694.1	698.0	733.4	789.2	876.8	918.8
27.5°	1223.4	1205.1	1044.2	957.5	848.6	758.9	733.1	762.8	832.7	947.6	990.5
30°	1309.8	1298.7	1206.9	1117.7	988.7	862.1	800.3	818.0	900.8	1045.7	1081.1
32.5°	1410.0	1403.4	1358.4	1276.5	1140.0	997.7	906.8	900.5	992.0	1163.7	1179.9
35°	1513.8	1511.7	1485.3	1426.5	1302.3	1176.6	1048.1	1005.5	1091.3	1286.1	1275.9
37.5°	1610.5	1606.9	1591.6	1557.3	1472.1	1368.6	1192.2	1113.2	1198.5	1403.1	1357.8
40°	1788.4	1760.2	1707.7	1681.9	1643.8	1530.3	1306.5	1213.8	1309.5	1514.7	1428.6
42.5°	2005.3	1959.4	1861.6	1826.2	1820.8	1657.9	1384.5	1311.3	1421.4	1625.5	1498.2
45°	2176.1	2132.9	2048.6	2003.8	2023.7	1773.4	1462.8	1415.4	1536.6	1741.6	1569.9
47.5°	2358.2	2290.4	2178.8	2192.3	2235.5	1882.6	1542.6	1527.3	1663.0	1871.5	1659.1
50°	2364.8	2312.9	2264.0	2344.7	2411.9	1983.1	1642.6	1644.7	1817.5	2035.1	1777.6
52.5°	2227.7	2216.6	2294.3	2421.2	2518.2	2062.7	1756.3	1765.9	2015.2	2222.9	1907.8
55°	2179.7	2167.1	2256.8	2394.5	2532.6	2128.4	1879.6	1897.0	2254.4	2420.9	2034.8
57.5°	2296.7	2268.8	2274.8	2381.9	2497.5	2200.4	2014.0	2049.2	2514.3	2594.1	2116.4
60°	2623.8	2564.1	2450.6	2447.9	2516.4	2308.4	2169.5	2212.4	2784.3	2676.9	2084.6
62.5°	3082.6	3022.9	2810.4	2672.1	2661.9	2486.7	2360.3	2371.7	2940.4	2564.7	1890.4
65°	3579.2	3525.8	3288.4	3093.1	2998.9	2781.9	2582.1	2442.8	2889.3	2255.9	1550.7
67.5°	4182.0	4124.7	3920.7	3740.3	3649.7	3258.4	2737.8	2374.7	2565.6	1747.6	1114.7
70°	4603.6	4545.1	4464.7	4610.8	4832.6	3945.9	2757.9	2097.8	1916.2	1161.6	670.9
72.5°	4053.6	4026.3	4173.0	4788.5	5712.1	4363.0	2493.0	1527.3	1112.9	616.6	388.3
73°	3713.9	3707.9	3958.2	4663.9	5718.4	4298.8	2376.8	1419.6	954.5	545.5	355.0
75°	1677.1	1725.4	2273.9	3562.4	4968.2	3542.3	1672.9	814.4	539.2	376.9	268.0
77.5°	403.0	419.8	711.5	1691.8	3137.5	2111.0	758.0	402.7	344.8	266.2	195.6
80°	171.6	177.3	274.0	625.0	1477.2	850.1	349.3	269.8	238.6	185.7	137.1
82.5°	95.4	101.4	155.4	283.6	596.2	289.9	213.0	187.8	156.9	111.9	89.1
85°	54.0	57.3	90.9	158.4	252.7	116.4	127.5	124.8	88.5	57.6	43.8
87.5°	25.5	27.6	43.8	73.5	99.0	45.6	64.8	71.4	55.5	35.1	22.8
90°	0.0	0.0	0.0	0.0	0.0	0.0	0.0	0.0	0.0	0.0	0.0



REPORT NUMBER: P300300

CATALOG NUMBER: GLNA-AF-01-LED-E1-T4FT-7050

CANDELA DISTRIBUTION (continued):

	95°	105°	115°	125°	135°	145°	155°	165°	175°	180°
0°	943.1	943.1	943.1	943.1	943.1	943.1	943.1	943.1	943.1	943.1
2.5°	942.5	947.9	954.2	957.5	960.5	964.1	967.7	967.7	968.3	968.6
5°	935.9	947.0	956.9	961.1	962.0	962.0	961.1	956.3	952.1	953.9
7.5°	922.1	938.3	946.7	945.2	933.8	920.6	909.5	896.0	889.1	887.9
10°	902.3	920.9	922.4	907.4	879.2	851.0	827.6	804.8	794.0	791.3
12.5°	880.4	897.5	887.9	857.0	811.7	770.6	740.9	717.8	707.6	704.9
15°	862.7	874.4	850.1	801.5	744.5	701.0	676.4	659.2	652.0	649.9
17.5°	853.4	855.8	811.4	745.7	685.1	648.7	633.4	625.3	622.6	621.1
20°	857.9	841.1	774.5	693.8	636.4	610.9	607.3	605.2	604.6	603.7
22.5°	880.4	836.6	740.6	644.5	593.8	582.7	585.7	585.4	584.8	584.2
25°	920.6	840.5	707.6	597.7	558.1	555.7	561.1	561.1	558.7	558.7
27.5°	973.7	848.6	670.6	553.3	525.7	526.0	530.2	529.0	526.3	524.5
30°	1038.5	853.7	627.4	513.4	495.4	494.2	495.4	490.3	482.2	481.6
32.5°	1104.8	847.4	577.3	478.0	463.3	460.6	459.7	452.5	443.2	440.5
35°	1164.9	824.3	526.3	449.8	432.7	426.7	430.9	428.5	420.1	418.0
37.5°	1208.7	781.4	480.4	424.9	410.8	409.3	412.0	412.9	403.0	400.9
40°	1238.1	723.2	441.1	403.9	406.6	400.9	391.9	385.6	382.6	381.7
42.5°	1261.8	662.5	408.1	394.0	407.5	391.0	371.5	361.3	366.7	369.1
45°	1289.1	603.4	380.5	381.7	403.0	379.6	357.4	347.5	349.6	350.2
47.5°	1326.6	531.4	350.8	361.9	388.0	371.8	348.7	334.6	324.7	320.2
50°	1378.5	446.2	319.9	339.7	373.3	366.1	335.2	320.2	301.9	297.7
52.5°	1414.5	366.7	294.4	321.1	360.1	354.7	324.4	304.9	285.7	282.1
55°	1395.0	304.6	272.2	300.4	342.7	340.6	315.4	289.3	274.3	271.3
57.5°	1297.5	265.3	255.1	280.9	321.4	328.6	303.4	276.1	265.3	263.2
60°	1111.4	240.7	244.3	267.7	304.0	316.6	291.4	268.9	261.7	260.2
62.5°	862.4	224.1	236.2	258.1	290.5	308.2	284.8	268.0	265.3	263.5
65°	617.8	210.9	227.5	248.5	278.2	300.4	282.4	266.8	267.4	265.9
67.5°	419.8	199.2	216.9	237.7	266.2	293.5	279.1	262.6	270.1	268.3
70°	293.8	187.8	204.6	223.8	251.2	283.9	273.1	256.3	255.7	248.5
72.5°	229.3	172.8	187.8	204.6	232.0	270.4	261.1	242.2	232.3	224.8
73°	218.7	169.2	183.6	200.4	227.8	267.1	257.8	238.3	227.2	220.2
75°	180.9	153.6	166.8	181.8	209.7	251.5	241.6	220.5	206.4	202.2
77.5°	142.2	131.4	144.0	157.5	184.8	228.7	217.5	197.4	189.6	186.0
80°	105.3	108.9	120.0	132.0	160.2	204.3	194.4	174.3	209.1	200.4
82.5°	74.1	82.5	92.7	103.5	134.4	180.6	168.6	147.9	153.0	127.2
85°	43.8	54.0	63.6	72.9	96.9	149.7	139.2	117.9	96.6	92.1
87.5°	25.5	30.0	32.7	42.3	66.6	112.8	98.1	87.3	50.1	33.9
90°	0.0	0.0	0.0	0.0	0.0	0.0	0.0	0.0	0.0	0.0

(END OF REPORT)